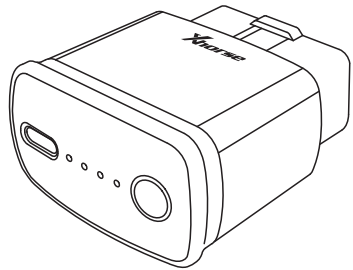


MINI OBD TOOL

User Manual



1. Product Overview

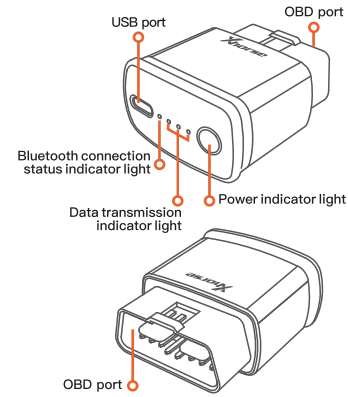
1.1 Product Diagram



MINI OBD TOOL

1

1.2 Product Introduction



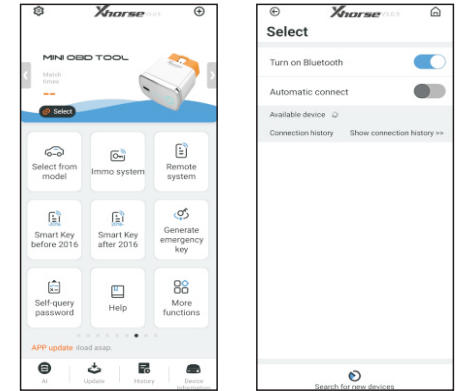
MINI OBD TOOL is a vehicle matching diagnostic tool that supports multiple functions such as Toyota brand vehicle diagnosis, vehicle immobilizer program, and connects software and hardware devices through Bluetooth.

2

2. Function Introduction

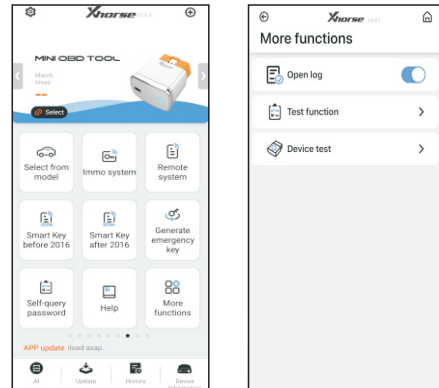
2.1 Device Connection

Switch to the MINI OBD TOOL homepage in Xhorse APP, and click **[Select]**. The page displays the currently connectable devices. Select the correct device to connect.



3

2.2 Home Page Function



4



Scan QR Code to download Xhorse APP

Scan QR code to get MINI OBD TOOL User Manual

Xhorse |

DOWNLOADABLE FROM GOOGLE PLAY STORE AND APPLE APP STORE



- [Select from model]**, **[Immo system]**, **[Remote system]**, **[Smart Key before 2016]**, and **[Smart Key after 2016]**: Toyota vehicles remote programming according to the above five types, selecting the corresponding type of vehicle type for vehicle diagnosis and Immo program operations.
- [Generate emergency key]**: Connect the MINI KEY TOOL device to generate emergency key.
- [Self-query password]**: You can query the vehicle password.
- [Help]**: You can view relevant Immo information for Toyota vehicles.
- [More functions]**: Enables device log, device self-test, and other functions.

5

3. Warranty And After-sales Instructions

The warranty period for MINI OBD TOOL is one year, subject to the date on the transaction voucher; If there is no transaction voucher or the transaction voucher is lost, the factory date recorded by the manufacturer shall prevail.

※ The following situations are not subject to free warranty:

- Failing to use the device according to the requirements of the manual, resulting in device failure;
- Damage to the device due to self-repair or modification;
- Failure of the device due to falls, collisions, or improper voltages;
- Damage to the device due to force majeure;
- Device failure or damage caused by long-time use in harsh environments or on vehicles or ships;
- The main engine housing is dirty and worn due to use.

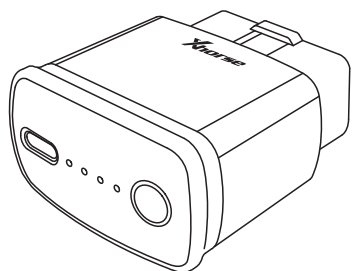
For product after-sales maintenance and technical support, please contact the dealer or scan the QR code on the back of the manual, download the official Xhorse app, and consult online customer service.

The pictures are for reference only, and the product is subject to the actual object. Xhorse reserves all rights to this manual. Without permission, any person or organization is prohibited from copying and disseminating any part of this manual in any form. Due to product improvements, the contents of this manual are subject to change without notice.

6

MINI OBD TOOL

用户手册



1. 产品概述

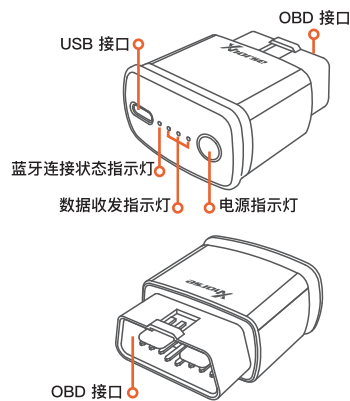
1.1 产品示意图



MINI OBD TOOL示意图

1

1.2 产品简介



MINI OBD TOOL是一款支持丰田品牌汽车诊断、汽车防盗匹配等多种功能的汽车匹配诊断工具，通过蓝牙连接软件与硬件设备。

2

2. 功能介绍

2.1 设备连接

在Xhorse APP中切换至MINI OBD TOOL主页页面，点击【选择设备】，页面显示当前可连接的设备，选择正确的设备进行连接。



3

2.2 首页功能



扫一扫，下载 Xhorse 官方APP | 扫描二维码获取 MINI OBD TOOL用户手册



请前往苹果或安卓应用市场下载最新APP应用
DOWNLOADABLE FROM GOOGLE PLAY STORE AND APPLE APP STORE



4

1. 【按车型分类】、【防盗系统】、【遥控系统】、【智能钥匙2016年前】、【智能钥匙2016年后】：丰田匹配按照以上五种类别分类，选择车型对应的类型进行汽车诊断、防盗匹配操作。

2. 【生成全丢钥匙】：连接MINI KEY TOOL设备生成全丢钥匙。

3. 【自助查询密码】：可自助操作查询车辆密码。

4. 【帮助中心】：可查看丰田汽车防盗相关资料。

5. 【更多功能】：可开启设备日志、进行设备自检等功能。

5

3. 质保及售后说明

MINI OBD TOOL 保修期为一年，以交易凭证上的日期为准若无交易凭证或交易凭证丢失，则以厂家记录的出厂日期为准。

※ 以下情形恕不免费保修：

- 未按说明书要求使用而造成机器故障的；
- 因自行修理或改装导致机器损坏的；
- 因跌落、碰撞或不当电压造成机器故障的；
- 因不可抗力造成机器损坏的；
- 因长时间在恶劣环境中或车辆、船舶上搭载使用，造成机器故障或损坏的；
- 因使用而导致主机外壳污旧、磨损的。

产品售后维修及技术支持，请联系经销商或扫描说明书背面二维码，下载Xhorse官方APP，咨询在线客服。

图片仅供参考，产品以实物为准。Xhorse对本说明书保留所有权利。未经许可，禁止任何个人与组织以任何形式对本手册的任何部分进行复制和传播。由于产品改进，本手册内容可能会发生变更，恕不另行通知。

6